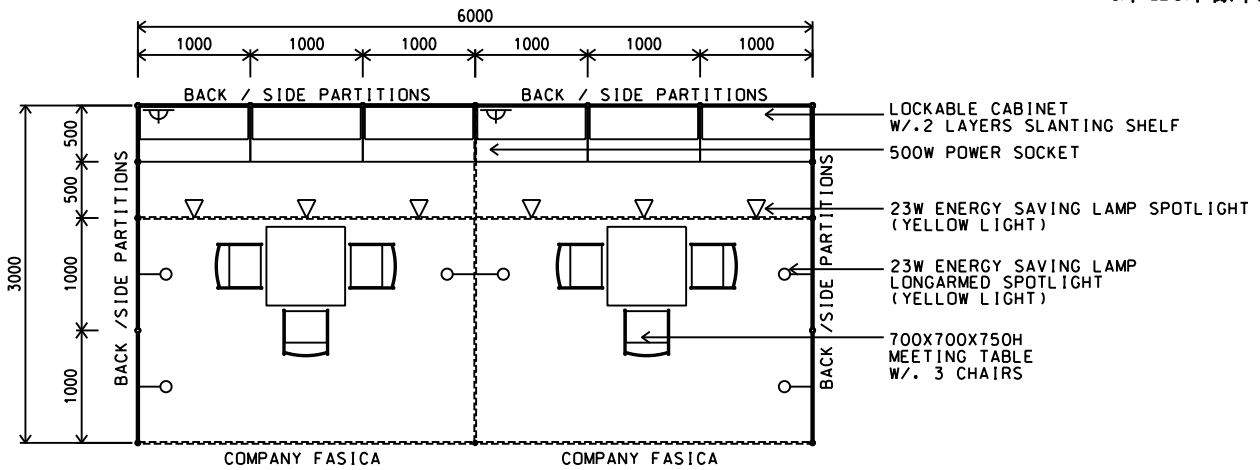
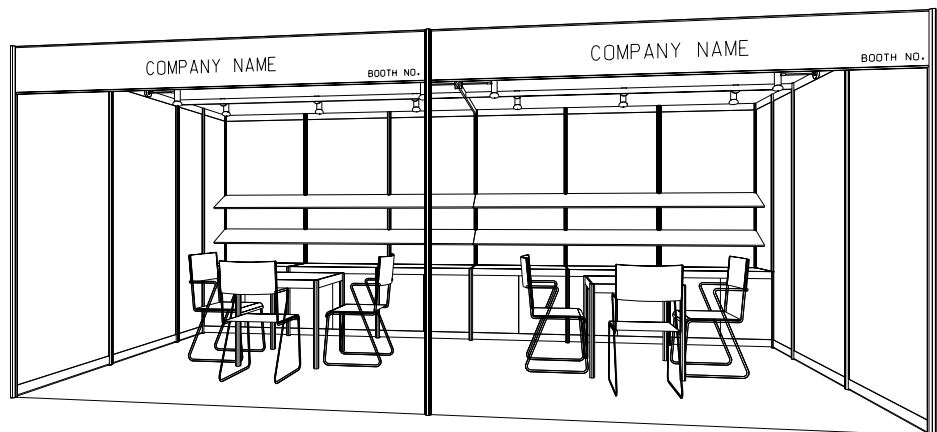


6M x 3M Standard Booth

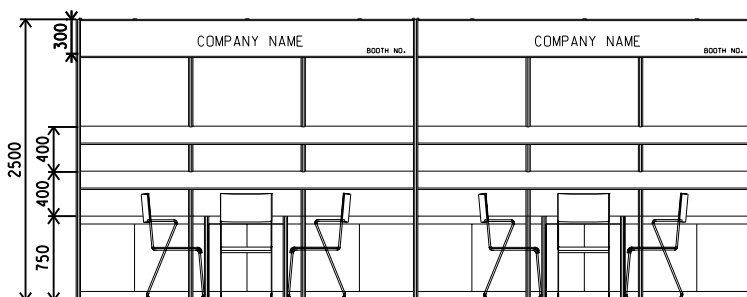
6米 X 3米標準攤位



PLAN
平面圖



PERSPECTIVE
透視圖



ELEVATION
立面圖

BOOTH SPECIFICATIONS		QTY.
	1000W x 500D x 750H LOCKABLE CABINET	6
	3000W x 300D WOODEN SLANTING SHELF	4
	700W x 700D x 750H MEETING TABLE	2
	BLACK LEATHER CHAIR	6
	23W ENERGY SAVING LAMP SPOTLIGHT(YELLOW LIGHT)	6
	23W ENERGY SAVING LAMP LONGARMED SPOTLIGHT (YELLOW LIGHT)	6
	500W SOCKET	2
	H70mm CEILING BEAM	6M
	RUBBISH BIN & CARPET (18sqm.)	